



Sr. No.	Description	Unit	Rate (Rs.)		Ref. Tech. Specs.	
			Labour	Composite		
19-1	a) Cutting pilchi, frash or sarkanda including carriage within one km.	Cu.m.	281.25	281.25	19.4	
		Cu.ft.	7.95	7.95		
	b) Extra for every additional 1/2 km. or part thereof.	Cu.m.	56.25	56.25	1.1	
		Cu.ft.	1.60	1.60		
19-2	Weaving mattresses.	Sq.m.	56.25	56.25	19.4	
		Sq.ft.	5.25	5.25		
19-3	Supplying and filling old jute bags 1.25 Cu.ft. (0.035Cu.m.) capacity with sand or earth including sewing and stacking on dry surface.	Each	28.15	78.41	19.2	
19-4	Supplying and filling old jute bags 1.25 Cu.ft. (0.035Cu.m.) capacity with sand or earth including sewing and laying in position under water.	Each	56.25	100.57	19.2	
19-5	Supplying & filling new jute bags 4 to 5 Cu.ft. (0.11 to 0.14Cu.m.) capacity with sand or earth including sewing and stacking on dry surface	Each	112.50	283.16	19.2	
19-6	Supplying & filling new jute bags 4 to 5 Cu.ft. (0.11 to 0.14Cu.m.) capacity with sand or earth including sewing and laying in position under water.	Each	168.75	341.83	19.2	
19-7	Carriage of jute bags 1.25 Cu.ft.(0.035 cu.m.) capacity filled with sand or earth.	a) First 100 ft.(30 m.) ( 1st chain)	%Nos.	281.25	281.25	1.1
		b) Second 100 ft.(30 m.) or part thereof to 400 ft.(120 m.) per 30m. (2nd chain to 4th chain)	%Nos.per 30 m.	112.50	112.50	1.1
		c) Fifth 100 ft. (30 m.) or part thereof (5th chain)	%Nos.per 30 m.	56.25	56.25	1.1
19-8	Carriage of jute bags 4 to 5 Cu.ft. (0.11 to 0.14 cu.m.) capacity filled with sand or earth.	a) First 100 ft.(30 m.) ( 1st chain)	%Nos.	1,125.00	1,125.00	1.1
		b) Second 100 ft.(30 m.) or part thereof to 400 ft.(120 m.) per 30m. (2nd chain to 4th chain)	%Nos.per 30 m.	450.00	450.00	1.1
		c) Fifth 100 ft. (30 m.) or part thereof (5th chain)	%Nos.per 30 m.	225.00	225.00	1.1
19-9	Rolling mattresses to river edge and floating after unrolling.	a) Area of mattresses upto 2000 Sq.ft.(186 Sq.m.)	Sq.m.	787.50	787.50	19.3
		Sq.ft.	73.20	73.20		
		b) Area of mattresses above 2000 upto 2500 Sq.ft.(186 to 232 Sq.m.)	Sq.m.	1,125.00	1,125.00	19.3
	Sq.ft.	104.55	104.55			
	c) Area of mattresses above 2500 Sq.ft.(232 Sq.m.)	Sq.m.	1,350.00	1,350.00	19.3	
	Sq.ft.	125.45	125.45			
19-10	Sewing empty cement bags in sheets.	%Nos.	1,125.00	1,175.96	19.2	




Sr. No.	Description	Unit	Rate (Rs.)		Ref. Tech. Specs.	
			Labour	Composite		
19-11	Making compact pilchi, frash or sarkanda round bundles of specified size for the work	Cu.m.	562.50	619.52	19.2	
		Cu.ft.	15.95	17.55		
19-12	Launching round bundles as in item No.19-11 in canal or in river and placing in position.	Cu.m.	393.75	393.75	19.3	
		Cu.ft.	11.15	11.15		
19-13	Collecting and stacking at site of work within 500 ft. (150 m or Five chains)				19.3	
a)	Boulders and/or stones 9" (230 mm) and above.	Cu.m.	1,125.00	1,125.00		
		Cu.ft.	31.85	31.85		
b)	Oversize shingle 3" to 9" (75 mm to 230 mm).	Cu.m.	731.25	731.25		
		Cu.ft.	20.70	20.70		
c)	Mixed graded shingle	Cu.m.	900.00	900.00		
		Cu.ft.	25.50	25.50		
19-14	Supplying Munj or Patha Trungers 6" (150 mm) mesh, capacity 3 Cu.ft (0.085 Cu.m) or one Sq.m. in size.	Each	112.50	112.50	19.3	
19-15	Providing and laying shingle on top of bund, including handling of material within 300 ft. (90m)	Cu.m.	337.50	473.72	5.3.1.4	
		Cu.ft.	9.55	13.40		
19-16	Providing and weaving G.I. wire netting for wire crates including siding and partition to make crates.				19.2	
a)	6" (150 mm) mesh	i) 15 SWG (1.69 mm) wire	Sq.m.	138.75	198.25	
			Sq.ft.	12.90	18.40	
ii)	10 SWG (2.54 mm) wire	Sq.m.	144.55	281.35		
		Sq.ft.	13.45	26.15		
iii)	8 SWG (3.18 mm) wire	Sq.m.	144.55	370.65		
		Sq.ft.	13.45	34.45		
b)	4" (100 mm) mesh	i) 15 SWG (1.69 mm) wire	Sq.m.	185.00	280.20	
			Sq.ft.	17.20	26.05	
ii)	10 SWG (2.54 mm) wire	Sq.m.	196.55	398.85		
		Sq.ft.	18.25	37.05		
iii)	8 SWG (3.18 mm) wire	Sq.m.	196.55	517.80		
		Sq.ft.	18.25	48.10		
19-17	Supplying and dumping without boat within a lead of 300 ft (90m or three chains).				19.2	
a)	Stone or boulders	Cu.m.	618.75	2,306.25		
		Cu.ft.	17.50	65.30		
b)	Oversize shingle 3" to 9" (75 mm to 230 mm).	Cu.m.	618.75	1,026.63		
		Cu.ft.	17.50	29.05		
c)	Mixed graded shingle	Cu.m.	478.15	729.73		
		Cu.ft.	13.55	20.65		




Sr. No.	Description	Unit	Rate (Rs.)		Ref. Tech. Specs.
			Labour	Composite	
19-18	Supplying and dumping by boat within a lead of 300 ft (90m or three chains).				19.2
a)	Stone or boulders	Cu.m.	1,031.25	2,718.75	
		Cu.ft.	29.20	77.00	
b)	Oversize shingle 3" to 9" (75 mm to 230 mm).	Cu.m.	1,031.25	3,015.00	
		Cu.ft.	29.20	85.40	
c)	Mixed graded shingle	Cu.m.	693.75	1,821.00	
		Cu.ft.	19.65	51.55	
19-19	Providing and filling brick bats into crates, the cost of crates will be paid for separately	Cu.m.	843.75	1,971.00	19.2
		Cu.ft.	23.90	55.80	
19-20	Supplying, filling and packing brick into crates by hand, the cost of crates will be paid for separately	Cu.m.	1,012.50	1,012.50	19.2
		Cu.ft.	28.65	28.65	
19-21	Supplying and filling in wire crates including sewing the crates. The cost of crates shall be paid for separately. Semi-dressed with hand packing.				19.2
a)	Hand paking/filling with semi-dressed face of stone	Cu.m.	1,068.75	1,237.50	
		Cu.ft.	30.25	35.05	
b)	Oversize shingle 3" to 9" (75 mm to 230 mm).	Cu.m.	748.13	1,072.70	
		Cu.ft.	21.20	30.40	
19-22	Extra for anchoring boats for dumping by boats and or tipping crates.	Cu.m.	140.65	140.65	
		Cu.ft.	4.00	4.00	
19-23	Extra for tipping crates over and above item 19-22.	Cu.m.	562.50	562.50	19.3
		Cu.ft.	15.95	15.95	
19-24	Pilchi revetment including carriage within one kilometre.	Sq.m.	225.00	295.25	19.4
		Sq.ft.	20.90	27.45	
19-25	Surface protection with pilchi mattresses including carriage upto one kilometre.	Sq.m.	225.00	230.35	19.6
		Sq.ft.	20.90	21.40	
19-26	Supplying and laying pilchi, sarkanda or frash pitching on slopes within one Km. Including supplying and driving of pegs 1.5 ft (0.5m.) long sharpened at one end and tying with wire or munj/patha band. Cost of placing earth between rolls shall be paid for separately as earthwork.	Sq.m.	149.60	296.40	19.6
		Sq.ft.	13.90	27.55	
19-27	Constructing groynes upto 5 ft.(1.5m) height, with single row of wooden vertical stakes 7" to 12" (175mm to 300mm.) dia., 12" (0.3m) apart, average lead one Km. The measurement shall be made for the area of elevation on	Sq.m.	59.40	405.05	19.7
		Sq.ft.	5.50	37.65	
19-28	Constructing groynes upto 10 ft. (3m) height, with double row of wooden vertical stakes 7" to 12" (175mm to 300mm) dia., 12" (0.3m) apart, average lead one Km. The measurement shall be made for the area of elevation on one face only.	Sq.m.	106.25	341.30	19.7
		Sq.ft.	9.85	31.70	
19-29	Providing and laying stone pitching and/or filling dry hand packed as filling behind retaining walls and/or in pitching or	Cu.m.	587.50	1,351.88	19.5
		Cu.ft.	16.65	38.30	



Sr. No.	Description	Unit	Rate (Rs.)		Ref. Tech. Specs.
			Labour	Composite	




Sr. No.	Description	Unit	Rate (Rs.)		Ref. Tech. Specs.
			Labour	Composite	
19-30	Providing and laying stone pitching with hammer dressed stones on surface laid in courses.	Cu.m. Cu.ft.	1,525.00 43.20	3,382.70 95.80	19.5
19-31	Providing and laying stone pitching for top layer only.				19.5
a)	On slope	Cu.m. Cu.ft.	1,400.00 39.65	3,257.70 92.25	
b)	On level	Cu.m. Cu.ft.	1,062.50 30.10	2,920.20 82.70	
19-32	Providing and filling stone spawl.				19.5.2.2
a)	On slope	Cu.m. Cu.ft.	675.00 19.10	2,426.35 68.70	
b)	On level	Cu.m. Cu.ft.	450.00 12.75	2,307.70 65.35	
19-33	Providing and laying stone pitching by hand packing with surface levelled off to the correct section and voids filled in 1:8 cement sand mortar in floors of bridges, along banks and/or in aprons.				19.5.2.2(iv)
a)	Top layer on slope	Cu.m. Cu.ft.	2,325.00 65.85	5,585.95 158.20	
b)	Top layer on level	Cu.m. Cu.ft.	2,100.00 59.45	5,375.20 152.20	
c)	Stone pitching and/or filling on slope or on level surface other than top layer.	Cu.m. Cu.ft.	1,056.25 29.90	4,470.50 126.60	
19-34	Grouting stone pitching.				19.5.2.2 (iv)
a)	Cement sand mortar 1 : 3	Sq.m. Sq.ft.	246.25 22.90	836.20 77.70	
b)	Cement sand mortar 1 : 8	Sq.m. Sq.ft.	246.25 22.90	539.45 50.15	
19-35	Sand grouting in stone apron with high pressure hose.	Sq.m. Sq.ft.	92.50 8.60	179.15 16.65	19.5.2.2(iii)
19-36	a) Grouting or filling stone pitching with shingle/bajri.	Cu.m. Cu.ft.	92.50 2.62	155.55 4.41	19.5.2.2(iii)
b)	Grouting or filling stone pitching with P.C.C 1:3:6	Cu.m. Cu.ft.	92.50 8.60	134.75 12.50	
19-37	Removing stone and repitching (hand packed) on slopes or level including making good any damage to slopes and or level portion.	Cu.m. Cu.ft.	1,000.00 28.30	1,001.20 28.35	19.5.2.2
19-38	Grouting jharies between blocks with bajri/shingle.	Cu.m. Cu.ft.	375.00 10.60	771.75 21.85	19.5.2.2(iii)
19-39	Breaking stone into spawls and stacking.				19.2
a)	3" (75 mm) and down gauge	Cu.m. Cu.ft.	900.00 25.50	900.00 25.50	



Sr. No.	Description	Unit	Rate (Rs.)		Ref. Tech. Specs.
			Labour	Composite	
	b) 2.5" (64 mm) and down gauge	Cu.m. Cu.ft.	1,012.50 28.65	1,012.50 28.65	
	c) 2" (50 mm) and down gauge	Cu.m. Cu.ft.	1,125.00 31.85	1,125.00 31.85	
	d) 1.5" (37 mm) and down gauge	Cu.m. Cu.ft.	1,237.50 35.05	1,237.50 35.05	
	e) 1" (25 mm) and down gauge	Cu.m. Cu.ft.	1,350.00 38.25	1,350.00 38.25	
	f) 3/4" (19 mm) and down gauge	Cu.m. Cu.ft.	1,434.40 40.60	1,434.40 40.60	
	19-40	Fixing floating spurs, with material taken from canal plantation within one Km.			
	a) 3" (75 mm) and down gauge	Each	27.00	27.00	
	b) 2.5" (64 mm) and down gauge	Each	40.50	40.50	
	c) 2" (50 mm) and down gauge	Each	54.00	54.00	
	d) 1.5" (37 mm) and down gauge	Each	81.00	81.00	
19-41	Cutting unsharpened pegs from canal plantation and stacking within one km.				19.7
	a) Unsharpened pegs 3 ft.(1m.) long & 3" to 6" (75 to 150mm) dia.	%Nos.	950.00	1,187.50	
	b) Unsharpened pegs above 3 ft.to 4 ft.(1m to 1.25m.) long & 3" to 6" (75mm to 150mm) dia.	%Nos.	1,068.75	1,335.95	
	c) Unsharpened pegs 4 ft.to 4.5 ft.(1.25m to 1.5m.) long & 3" to 6" (75mm to 150 mm) dia.	%Nos.	1,306.25	1,632.80	
	d) Unsharpened pegs above 4.5 ft.to 6.5 ft.(1.5m to 2m.) long & 3" to 6" (75mm to 150mm) dia.	%Nos.	1,543.75	1,929.70	
19-42	Supplying unsharpened pegs and stacking along the canal				19.7
	a) Unsharpened pegs 3 ft.(1m.) long & 3" to 6" (75 to 150 mm) dia.	%Nos.	-	1,425.00	
	b) Unsharpened pegs above 3 ft.to 4 ft.(1m to 1.25m.) long & 3" to 6" (75mm to 150mm) dia.	%Nos.	-	1,603.15	
	c) Unsharpened pegs above 4 ft.to 4.5 ft.(1.25m to 1.5m.) long & 3" to 6" (75mm to 150mm) dia.	%Nos.	-	1,959.35	
	d) Unsharpened pegs above 4.5 ft.to 6.5 ft.(1.5m to 2m.) long & 3" to 6" (75mm to 150mm) dia.	%Nos.	-	2,315.65	
	e) Unsharpened pegs above 6.5 ft.to 8 ft.(2m to 2.5m) long & 4" to 8" (100mm to 200mm) dia.	%Nos.	-	4,631.30	
19-43	Sharpening one end of pegs				19.7
	a) Pegs 3 ft.(1m.) long & 3" to 6" (75 to 150 mm) dia.	%Nos.	593.75	593.75	


Sr. No.	Description	Unit	Rate (Rs.)		Ref. Tech. Specs.
			Labour	Composite	
	b) Pegs above 3 ft.to 4 ft.(1m to 1.25m.) long & 3" to 6" (75mm to 150mm) dia.	%Nos.	623.45	623.45	
	c) Pegs above 4 ft.to 4.5 ft.(1.25m to 1.5m.) long & 3" to 6" (75mm to 150mm) dia.	%Nos.	655.85	655.85	
	d) Pegs above 4.5 ft.to 6.5 ft.(1.5m to 2m.) long & 3" to 6" (75mm to 150mm) dia.	%Nos.	721.05	721.05	
	e) Pegs above 6.5 ft.to 8 ft.(2m to 2.5m.) long & 4" to 8" (100mm to 200mm) dia.	%Nos.	937.35	937.35	
19-44	Driving pegs below the available bed and/or ground level.				19.7
	a) Pegs 3 ft.(1m.) long & 3" to 6" (75 to 150 mm) dia to be driven 1 ft. (0.3m)	%Nos.	939.40	939.40	
	b) Pegs above 3 ft.to 4 ft.(1m to 1.25m.) long & 3" to 6" (75mm to 150mm) dia to be driven 1.25 ft. (0.4 m)	%Nos.	1,080.30	1,080.30	
	c) Pegs 4 ft.to 4.5 ft.(1.25m to 1.5m.) long & 3" to 6" (75mm to 150 mm) dia to be driven 1.5 ft. (0.45 m)	%Nos.	1,242.30	1,242.30	
	d) Pegs above 4.5 ft.to 6.5 ft.(1.5m to 2m.) long & 3" to 6" (75mm to 150mm) dia to be driven 1.75 ft. (0.55 m)	%Nos.	1,428.65	1,428.65	
	e) Pegs above 6.5 ft.to 8 ft.(2m to 2.5m.) long & 4" to 8" (100mm to 200mm) dia to be driven 2 ft. (0.6 m)	%Nos.	1,642.95	1,642.95	
19-45	Carriage of jute bags 1.25 Cu.ft.(0.035 cu.m.) capacity filled with sand or earth.	%Nos.per 30 m.	1,642.95	1,689.95	1.1
19-46	Cutting brush wood from canal plantation lead within one km and wattling between stakes and inter twining (Av. thickness = 1ft. (0.3m) of wattled brushwood)				19.6
	a) For 3 ft. (1 m.) long pegs.	%Nos.per 30 m.	2,587.50	2,587.50	
	b) For 3 ft. to 4 ft. (1 m. to 1.25 m) long pegs.	%Nos.per 30 m.	2,700.00	2,700.00	
	c) For 4 ft. to 5 ft. (1.25 m. to 1.5 m) long pegs.	%Nos.per 30 m.	3,487.50	3,487.50	
	d) For 5 ft. to 6.5 ft. (1.5 m. to 2 m) long pegs.	%Nos.per 30 m.	4,500.00	4,500.00	
	e) For 6.5 ft. to 8 ft. (2 m. to 2.5 m) long pegs.	%Nos.per 30 m.	6,075.00	6,075.00	
19-47	Supplying brush wood and stacking along the canal and wattling between stakes and inter twining (Av. thickness = 1ft. (0.3m) of wattled brushwood)				19.6
	a) For 3 ft. (1 m.) long pegs.	%Nos.per 30 m.	-	2,910.95	
	b) For 3 ft. to 4 ft. (1 m. to 1.25 m) long pegs.	%Nos.per 30 m.	-	3,037.50	





Sr. No.	Description	Unit	Rate (Rs.)		Ref. Tech. Specs.
			Labour	Composite	
	c) For 4 ft. to 5 ft. (1.25 m. to 1.5 m) long pegs.	%Nos.per 30 m.	-	3,923.45	
	d) For 5 ft. to 6.5 ft. (1.5 m. to 2 m) long pegs.	%Nos.per 30 m.	-	5,062.50	
	e) For 6.5 ft. to 8 ft. (2 m. to 2.5 m) long pegs.	%Nos.per 30 m.	-	6,834.40	
19-48	Supplying bamboos.				19.2
	a) 10 ft. (3 m.) long and 2" (50 mm) dia.	Each	-	345.70	
	b) 11.5 ft. (3.5 m.) long and 3" (75 mm) dia.	Each	-	403.30	
	c) 14 ft. (4.25 m.) long and 3" (75 mm) dia.	Each	-	489.75	
	d) 16.5 ft. (5 m.) long and 3.5" to 4" (87.5 mm to 100 mm) dia.	Each	-	576.15	
	e) 20 ft. (6 m.) long and 3.5" to 4" (87.5 mm to 100 mm) dia.	Each	-	691.40	
19-49	Sharpening one end of bamboo pegs.				19.2
	a) 10 ft. (3 m.) long and 2" (50 mm) dia.	%Nos.	831.25	831.25	
	b) 11.5 ft. (3.5 m.) long and 3" (75 mm) dia.	%Nos.	914.40	914.40	
	c) 14 ft. (4.25 m.) long and 3" (75 mm) dia.	%Nos.	1,005.80	1,005.80	
	d) 16.5 ft. (5 m.) long and 3.5" to 4" (87.5 mm to 100 mm) dia.	%Nos.	1,106.40	1,106.40	
	e) 20 ft. (6 m.) long and 3.5" to 4" (87.5 mm to 100 mm) dia.	%Nos.	1,217.05	1,217.05	
19-50	Driving bamboos below available bed and/or ground level.				19.7.2
	a) 10 ft. (3 m.) long and 2" (50 mm) dia. to be driven 2.5 ft.	%Nos.	1,499.65	1,499.65	
	b) 11.5 ft.(3.5 m.) long and 3" (75 mm) dia to be driven 2.75 ft	%Nos.	1,724.55	1,724.55	
	c) 14 ft. (4.25 m.) long and 3" (75 mm) dia to be driven 3.5 ft	%Nos.	1,983.25	1,983.25	
	d) 16.5 ft.(5m) long and 3.5" to 4" (87.5mm to 100mm) dia to be driven 4 ft (1.05m)	%Nos.	2,280.75	2,280.75	
	e) 20 ft. (6 m) long and 3.5" to 4" (87.5mm to 100mm) dia to be driven 4 ft (1.25m)	%Nos.	2,622.85	2,622.85	
19-51	Tying two rows of bamboos 50mm dia with munj, patha or coir ban including tying around each peg.	%Nos.per 30 m.	112.50	181.40	19.7.2
19-52	Tying two rows of bamboos 3" to 4" (75mm to 100mm) dia with G.I SWG No.10 (2.54mm) wire including tying around the bamboos and third tie around the top end only	%Nos.per 30 m.	118.75	1,715.70	19.7.2
19-53	Cutting brush wood from canal plantation lead within one km and wattling between stakes and inter twining (Av. thickness = 1ft (0.3m) of wattled brush wood).				19.6
	a) For bamboos above 8 ft. to 10 ft.(2.5 to 3 m.) long	%Nos.per 30 m.	7,425.00	7,425.00	





Sr. No.	Description	Unit	Rate (Rs.)		Ref. Tech. Specs.
			Labour	Composite	
	b) For bamboos above 10 ft. to 11.5 ft.(3 to 3.5 m.) long	%Nos.per 30 m.	8,887.50	8,887.50	
	c) For bamboos above 11.5 ft. to 13 ft.(3.5 to 4 m.) long	%Nos.per 30 m.	9,956.25	9,956.25	
	d) For bamboos above 13 ft. to 15 ft.(4 to 4.5 m.) long	%Nos.per 30 m.	11,812.50	11,812.50	
	e) For bamboos above 15 ft. to 16.5 ft.(4.5 to 5 m.) long	%Nos.per 30 m.	12,937.50	12,937.50	
	f) For bamboos above 16.5 ft. to 20 ft.(5 to 6 m.) long	%Nos.per 30 m.	15,637.50	15,637.50	
19-54	Supply brush wood and stacking along the canal bank and wattling between stakes and inter twining (Av. thickness = 1ft. (0.3 m) of wattled brush wood				19.6
	a) For bamboos above 8 ft. to 10 ft.(2.5 to 3 m.) long	%Nos.per 30 m.	7,425.00	8,353.15	
	b) For bamboos above 10 ft. to 11.5 ft.(3 to 3.5 m.) long	%Nos.per 30 m.	8,887.50	9,998.45	
	c) For bamboos above 11.5 ft. to 13 ft.(3.5 to 4 m.) long	%Nos.per 30 m.	9,956.25	11,200.80	
	d) For bamboos above 13 ft. to 15 ft.(4 to 4.5 m.) long	%Nos.per 30 m.	11,812.50	13,289.05	
	e) For bamboos above 15 ft. to 16.5 ft.(4.5 to 5 m.) long	%Nos.per 30 m.	12,937.50	14,554.70	
	f) For bamboos above 16.5 ft. to 20 ft.(5 to 6 m.) long	%Nos.per 30 m.	15,637.50	17,592.20	
19-55	Cutting and stacking brush wood from canal plantation within one km.	Cu.m. Cu.ft.	177.17 5.00	225.00 6.35	19.6
19-56	Supplying brush wood and stacking along canal bank.	Cu.m. Cu.ft.	225.00 6.35	247.50 7.00	19.6
19-57	Filling brush wood only, thoroughly packed.	Cu.m. Cu.ft.	112.50 3.20	112.50 3.20	19.6
19-58	Covering road 10 to 12 ft. (3 to 3.5m.) wide with 3" (75mm) sarkanda or jungle within 100 ft. (30 m)	Per 30 m.	1,045.15	1,045.15	19.6
19-59	Gachi pitching 1 ft (0.3m) thick.	Sq.m. Sq.ft.	497.25 46.20	497.25 46.20	
19-60	Gachi pitching done with silt clearance and berm dressing.	Sq.m. Sq.ft.	405.00 37.65	405.00 37.65	